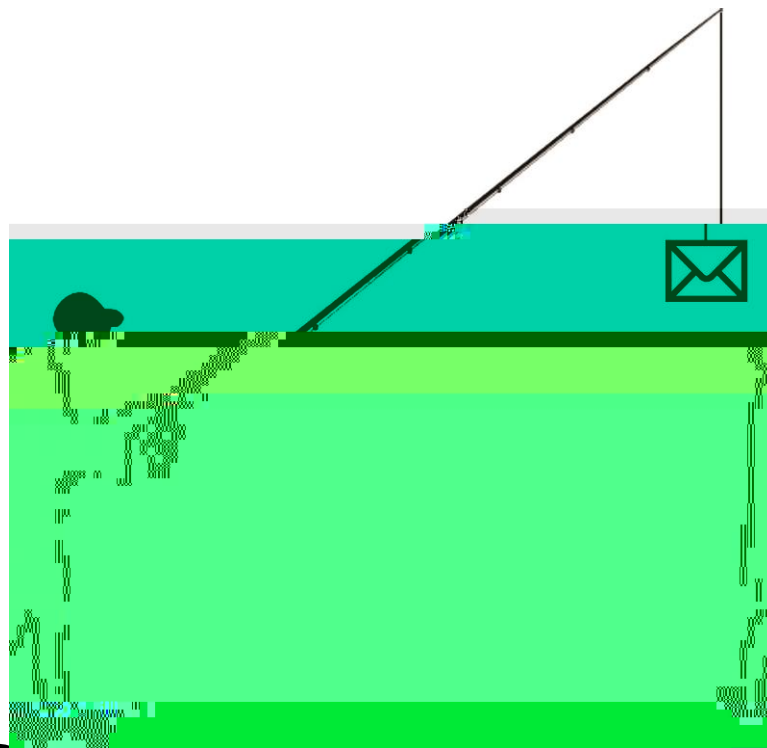


Division of Information Technology



Phishing Awareness

By Chad Vantine
Information Security Assistant

What is Phishing?

Phishing email messages, websites, and phone calls are designed to steal money or sensitive information. Cybercriminals can do this by installing malicious software on your computer, tricking you into giving them sensitive information, or outright stealing personal information off of your computer.

Types of Phishing Attacks

Social Engineering - On your Facebook profile or LinkedIn profile, you can find: Name, Date of Birth, Location, Workplace, Interests, Hobbies, Skills, your Relationship Status, Telephone Number, Email Address and Favorite Food. This is everything a Cybercriminal needs in order to fool you into thinking that the message or email is legitimate.

Link Manipulation - Most methods of phishing use some form of deception designed to make a link in an email appear to belong to the spoofed organization or person. Misspelled URLs or the use of subdomains are common tricks used by phishers. Many email clients or web browsers will show previews of where a link will take the user in the bottom left of the screen or while hovering the mouse cursor over a link.

Types of Phishing Attacks

Spear phishing - Phishing attempts directed at specific individuals or companies have been termed spear phishing. Attackers may gather personal information (social engineering) about their targets to increase their probability of success. This technique is, by far, the most successful on the internet today, accounting for 91% of attacks.

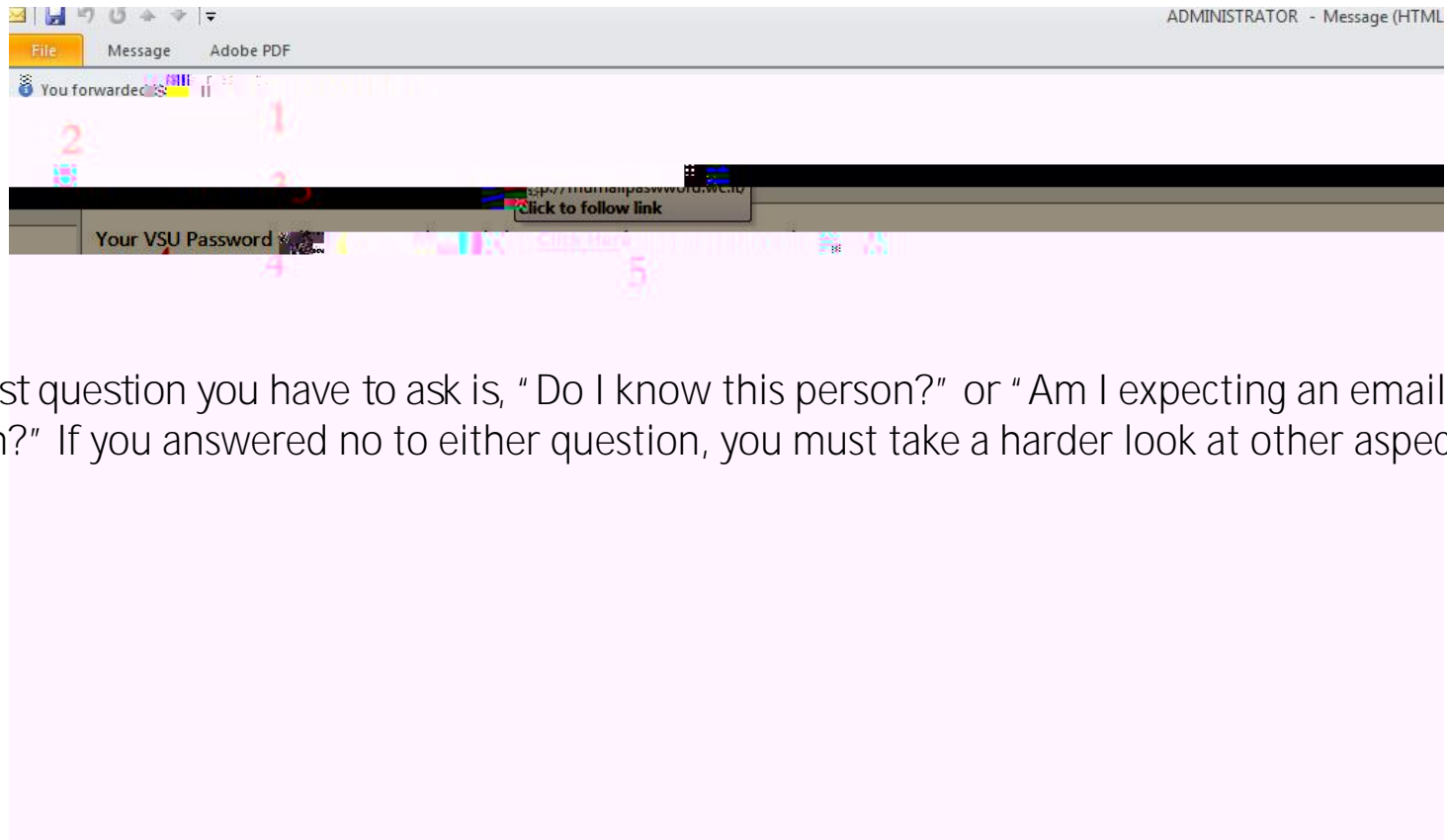
Clone phishing - A type of phishing attack whereby a legitimate, and previously delivered email containing an attachment or link has had its content and recipient address(es) taken and used to create an almost identical or cloned email. The attachment or link within the email is replaced with a malicious version and then sent from an email address spoofed to appear to come from the original sender.

Types of Phishing Attacks

Voice Phishing - Voice phishing is the criminal practice of using social engineering over the telephone system to gain access to personal and financial information from the public for the purpose of financial reward. Sometimes referred to as 'vishing', Voice phishing is typically used to steal credit card numbers or other information used in identity theft schemes from individuals.

Examples of Phishing Attacks

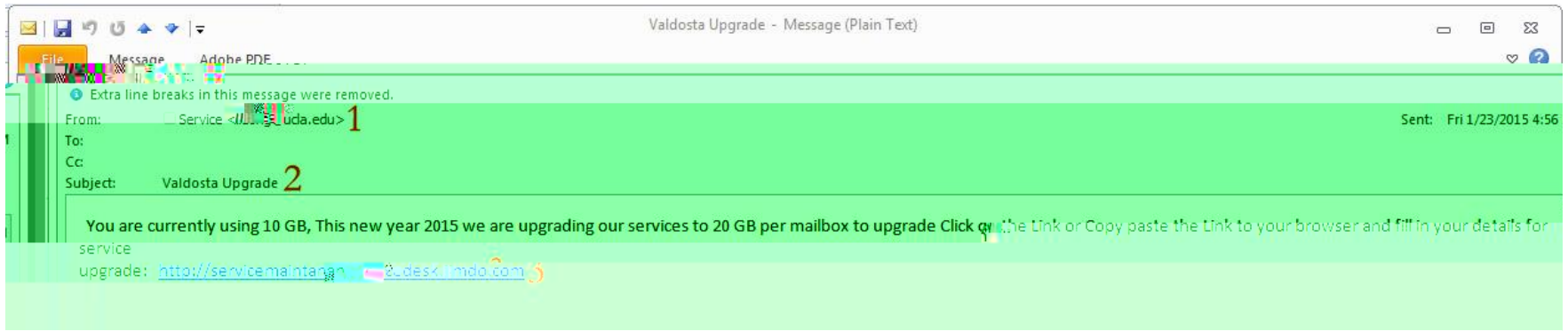
Spear Phishing



1. The first question you have to ask is, "Do I know this person?" or "Am I expecting an email from the person?" If you answered no to either question, you must take a harder look at other aspects of the email
- 2.

Examples of Phishing Attacks

Spear Phishing



1.

Examples of Phishing Attacks

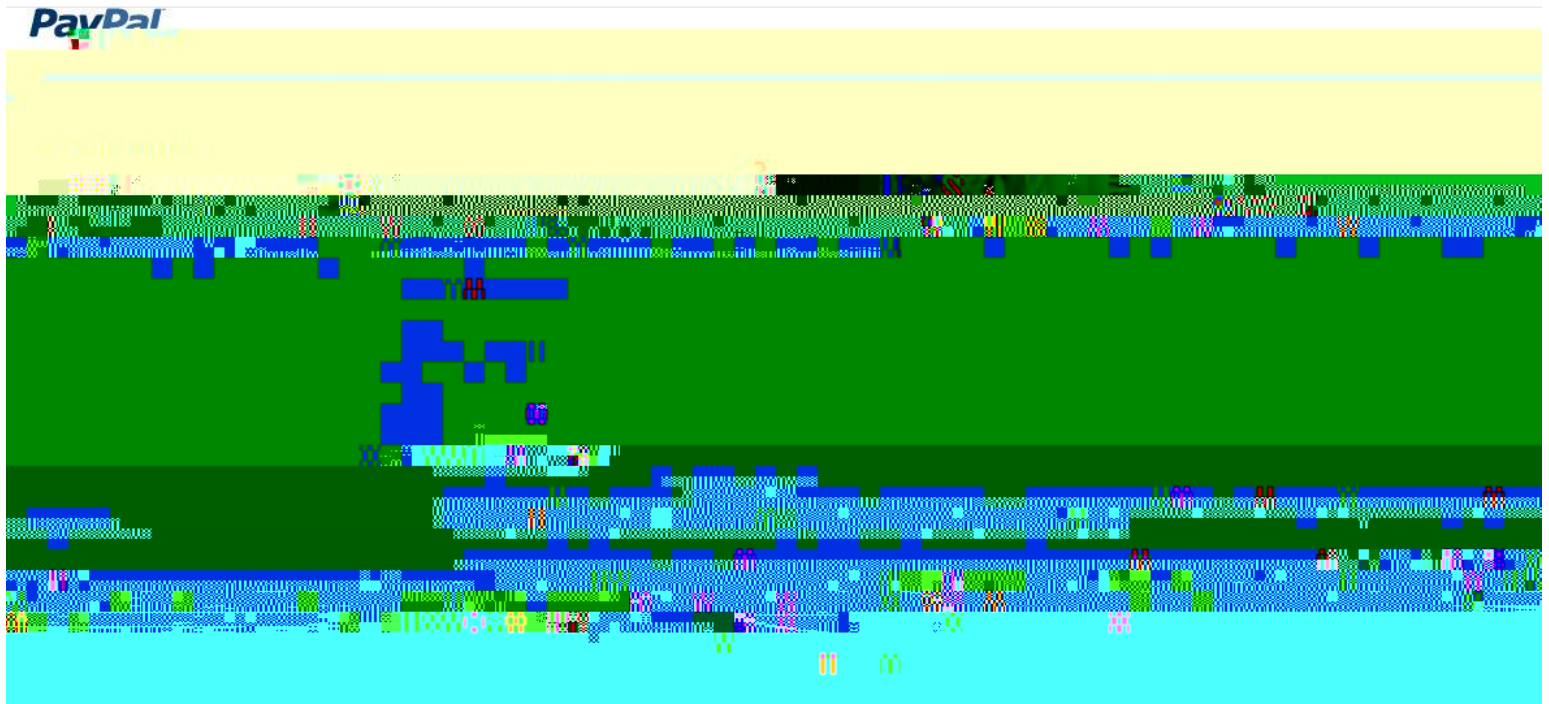
Clone Phishing



1. These emails are harder to spot because they look exactly like legitimate emails you would normally receive. The first cue that something is not right with this email is the sender. It is a generic address, member@ebay.com. You would never see this from a legitimate email, you would see the username of the buyer/seller; e.g.; valdostarocks@ebay.com
2. The question you have to ask yourself is did I buy anything from ebay recently, and if I did, is this what I purchased? If no to these questions, then you more than likely have a phishing email.
3. The last piece is the most critical in seeing if the email is in fact a phishing email. If you hover your mouse over the button it is wanting you to press, you see that this is not taking you to an ebay.com site, but rather an external site that will more than likely try to steal your ebay credentials.

Examples of Phishing Attacks

Clone Phishing



1. Just like in the previous example, this email looks like a legit PayPal email that you would normally see. So the first thing to do is to see if you recognize the email, or if you have done any kind of transaction with this email address. Also look through the email for spelling and grammatical errors, as Cybercriminals will often leave these errors in the body of the email.
2. Second, see if the item in question is one that you actually bought or sold. If not, then delete and move on.
3. Look at the email circled, if this was an official email from paypal, it would end in "@paypal.com" not mail2world.


Examples of Phishing Attacks

Link manipulation

1. This is actually from a valdosta.edu address, so first you have to ask whether or not this is from someone you know or someone that would be emailing you about your email account. Remember that only members of I.T. will email you about your accounts.
2. One again, cybercriminals will use a subject line trying to get your attention, often using all caps and multiple exclamation marks. A legitimate email from I.T. will not do this.
3. The To: and Cc: lines are not shown so that you can't tell this is a mass email targeting multiple individuals.
4. Hovering your mouse over the link, you can see that this is not a legitimate valdosta.edu link, but an external one designed to steal your information or install malicious software.
5. The signature often will end in a generic sign off as to not arouse suspicion as to the sender.

Examples of Phishing Attacks

Link manipulation



1. The sender is not a valid valdosta.edu address, but rather a @pugmarks.com address. The name is also a generic "Admin Team" which does not match up with the email address.
2. The subject line is in all capitals and using multiple exclamation marks trying to get your attention.
3. Hovering your mouse over the link, you can see that this is not a valid valdosta.edu address, but rather an external site trying to steal your credentials or install malicious software.

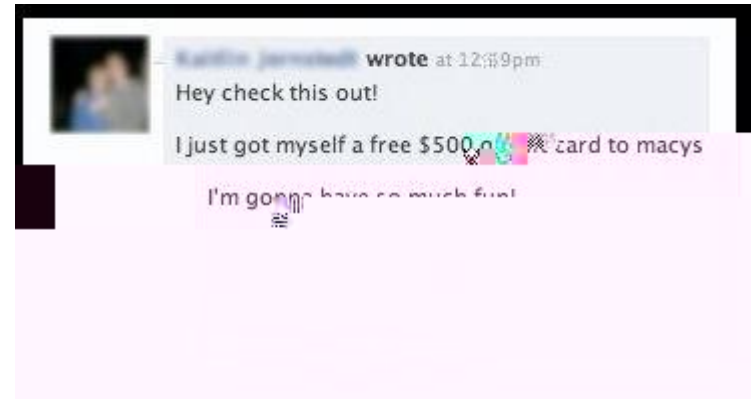
Examples of Phishing Attacks

Link manipulation

1. This is a common phishing email and looks completely legit, with the name of "Verizon Wireless", but if you look at the actual email, it is an @tin.com address rather than a @verizon.com address.
2. Once again, the To: line is missing, indicating that this is a mass email that they want to avoid you seeing.
3. Hovering your mouse over the link, you can see that this does not take you to a Verizon website, but rather to a random website which would more than likely take your login information and take over your account to take your billing information.

Examples of Phishing Attacks

Social Engineering



The example on the left is a targeted social engineering attack. Cybercriminals scan your profile for your likes and then send you a crafted message over social media trying to trick you into clicking the link, which would then steal your social media login and take over your profile sending out more phishing attacks to your friends/contact list.

The one on the right is an example of a mass phishing attack through social media. No doubt many of you have seen these in Facebook, from random people in messages, or from your friends through their timelines. Upon clicking the link, it would prompt you to log in again, but this time to a fake Facebook page, and steal your log in information and take over your profile sending out the same or another mass phishing attack to your friends and contacts.

Can you spot the tell-tale signs of a phishing email?



Tips to protect yourself from Phishing emails.

- I.T. will NEVER ask for your password over email. Please be wary of any emails asking for passwords. Never send passwords, bank account numbers, or other private information in an email.
- Be cautious about opening attachments and downloading files from emails, regardless of who sent them. These files can contain viruses or other malware that can weaken your computer's security. If you are not expecting an email with an attachment from someone, such as a fax or a PDF, please call and ask them if they indeed sent the email. If not, let them know they are sending out Phishing emails and need to change their email password immediately.
- Never enter private or personal information into a popup window.
- If there is a link in an email, use your mouse to hover over that link to see if it is sending you

What to do when you think you received a phishing email.

- First, do not click on any links within the email or download any attachment. Forward the email to abuse@valdosta.edu for Information Security to examine and determine if legitimate.
- If there is an attachment in the email, and you recognize the sender but aren't expecting an attachment from them, please call them and ask if it is legitimate.

Signs of a Phishing Phone Call:

- You've been specially selected (for this offer).
- You'll get a free bonus if you buy our product.
- You've won one of five valuable prizes.
- You've won big money in a foreign lottery.
- This investment is low risk and provides a higher return than you can get anywhere else.
- You have to make up your mind right away.
- You trust me, right?
- You don't need to check our company with anyone.
- We'll just put the shipping and handling charges on your credit card.

Tips to protect yourself from Phishing phone calls.

- Don't buy from an unfamiliar company. Legitimate businesses understand that you want more information about their company and are happy to comply.
- Always check out unfamiliar companies with your local consumer protection agency, Better Business Bureau, state attorney general, the National Fraud Information Center, or other watchdog groups.
- Obtain a salesperson's name, business identity, telephone number, street address, mailing address, and business license number before you transact business. Some con artists give out false names, telephone numbers, addresses, and business license numbers. Verify the accuracy of these items.
- Don't pay for a "free prize." If a caller tells you the payment is for taxes, he or she is violating federal law.
- Never send money or give out personal information such as credit card numbers and expiration dates, bank account numbers, dates of birth, or social security numbers to unfamiliar companies or unknown persons.
- If you have been victimized once, be wary of persons who call offering to help you recover your losses for a fee paid in advance.

Additional Resources.

<http://www.antiphishing.org/>

<http://www.fraudwatchinternational.com/phishing-alerts>

<http://phishme.com/>

<http://www.onguardonline.gov/phishing>

<http://www.consumer.ftc.gov/articles/0076-phone-scams>

<http://www.fbi.gov/scams-safety/fraud>

Sources

1. <http://phishme.com/phishing-social-media-infographic/>
<http://en.wikipedia.org/wiki/Phishing>
<http://www.onguardonline.gov/phishing>