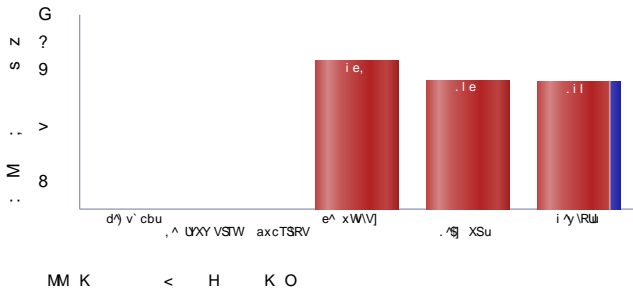




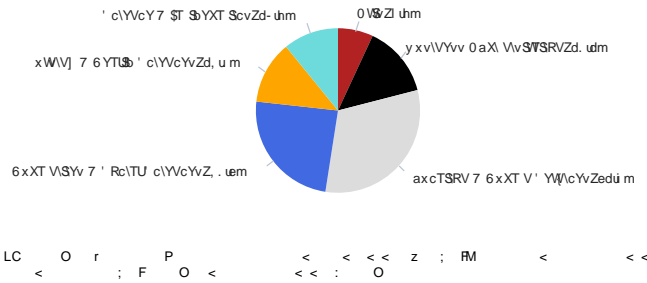
! # \$ % & ' # % ! ( ' ) ! \* + , - , .  
 / 0 # 1 " % 0 ' % 0 % 2 \* / ! ' \* % 3 4 ( \* 5 ( ' ' % 0 % + 5 ! ' 0 ! 5 6 7 0 0 # 3 ' \*  
 8 9 : ; < = > 8 ? @ A B C D @ E >>> F G A > 8  
 C H I J J J K < < I < . 3 @ @ 0 T T D ( ) J J ; 2 3 4 6 7 9 8 . 7 1 2 0 0 T D r g ( ) V T j n 1 3 5 5 0 3 3 ) 1 0 1 3 ( 4 ) 5 3 0 2 8

\$ V c S	( Y X T Y	( Y X T Y m	\$ T Y	\$ T Y m	% R S T U	% R S T U m
o : n < K	G	8 p	?	p	8 >	8 p
	8 >	8 ? p	A >	A p	8 A ?	p
q o	A	> p	@	> 8 A p	> 8 A A	>> ? p
r J l ; n <	A	8 p	>	8 p	8 8	8 p
r H	9 @	@ 8 p	> 8 G	8 G p	@ 8 8	@ ? p
s	@	> A p	8 8 >	> A p	> ?	> A p
o J	9	A p	>	8 p	A	@
t C	> G G	9 8 p	8 9 ?	@ > p	G >	@ @
% R S T U	I Z e l	d - - u m	, Z i ,	d - - u m	h Z j j	d - - u m

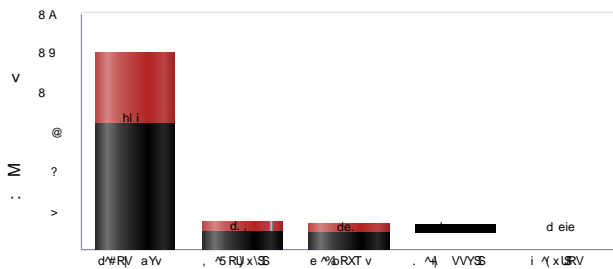
% R S T U V W R U X Y V S \_ ` i # T W Y v S 1 Y c U T W a \$ T v R W Z  
 ' [ W W ] , - , .



% R S T U V W R U X Y V S \_ ` 5 R U W Y Z ' [ W W ] , - , .



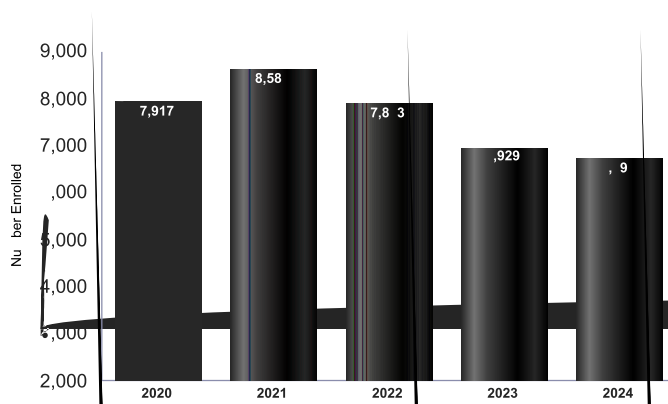
% R S T U V W R U X Y V S \_ ` + Y R V I T 5 R x V S Y v | \$ 6 \ ] b Y v S  
 V W R U X Y V S T V a + Y V a Y V Z ' [ W W ] , - , .



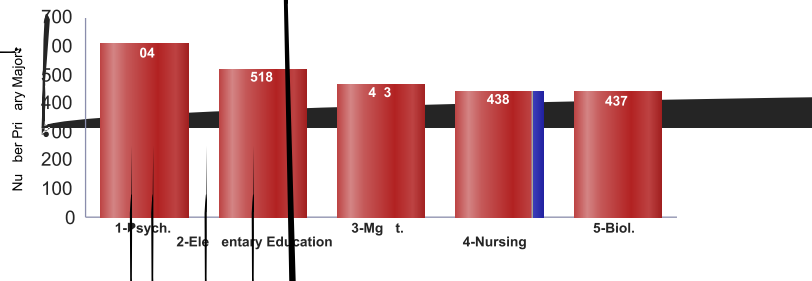
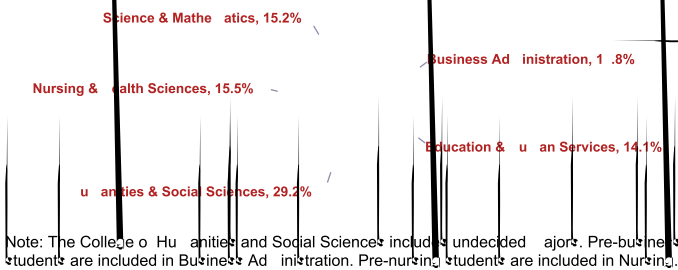
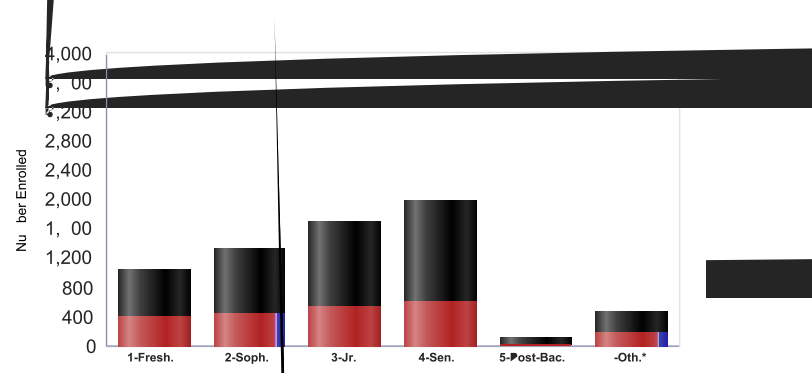
% R S T U V W R U X Y V S \_ ` ! Y v l a Y v c ` Z ' [ W W ] , - , .



Undergraduate Enrollment, Spring 2020-2024



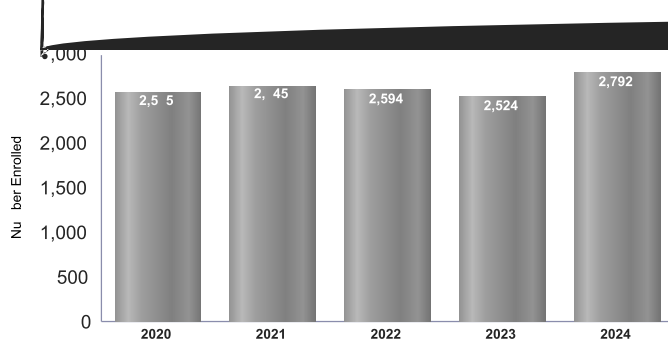
Undergraduate Enrollment by Classification and Gender, Spring 2024



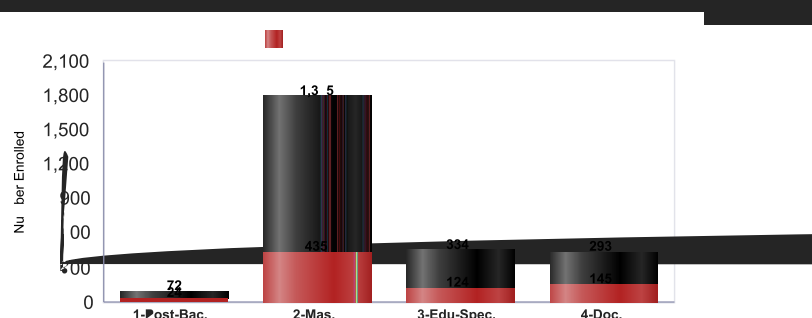
Note: The College of Humanities and Social Sciences includes undecided majors. Pre-business students are included in Business Administration. Pre-nursing students are included in Nursing.

Note: Abbreviations used for space saving.

Graduate Enrollment, Spring 2020-2024



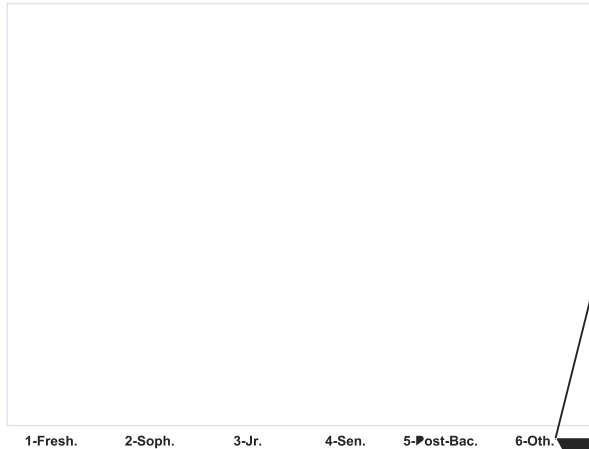
Graduate Enrollment by Classification and Gender, Spring 2024



**Undergraduate Adult Learners by Classification and Gender, Spring 2024**

**Undergraduate Adult Learners by College, Spring 2024**

Number of Undergraduate Adult Learners by Classification and Gender, Spring 2024



1-Fresh. 2-Soph. 3-Jr. 4-Sen. 5-Post-Bac. 6-Oth.