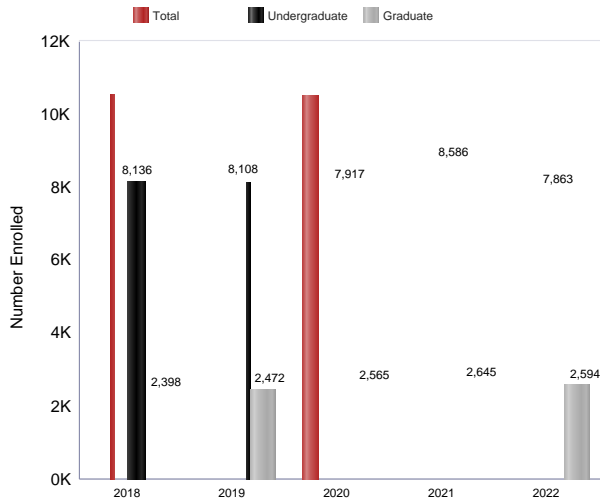


This information has been compiled by the Office of Institutional Research in an effort to provide useful and timely information to the Valdosta State University community. This information will be updated each semester, upon the availability of official data. Please contact the Office of Institutional Research with any questions regarding this publication.

SPRING 2022 ENROLLMENT

Total Enrollment, Spring 2018-2022



Total Enrollment by Gender and Ethnicity, Spring 2022

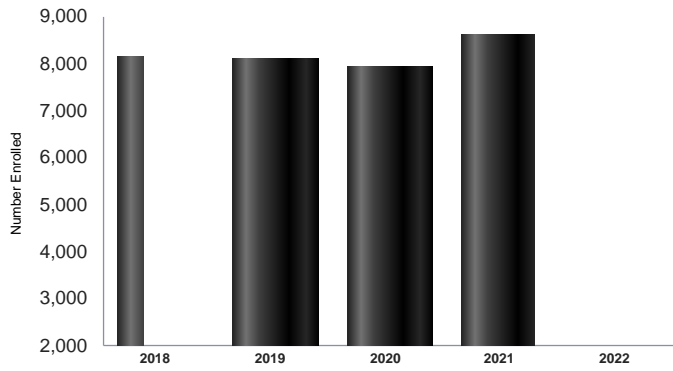
Ethnicity	Female	Female %	Male	Male %	Total	Total %
American Indian or Alaska Native	13	0.2%	0	0.0%	13	0.1%
Asian	101	1.4%	67	2.1%	168	1.6%
Black or African American	2,679	36.9%	1,108	34.6%	3,787	36.2%
Hawaiian/Pacific Islander	7	0.1%	3	0.1%	10	0.1%
Hispanic	700	9.6%	354	11.1%	1,054	10.1%
Multiracial	261	3.6%	124	3.9%	385	3.7%
Unknown	50	0.7%	26	0.8%	76	0.7%
White	3,445	47.5%	1,519	47.5%	4,964	47.5%
Total	7,256	100.0%	3,201	100.0%	10,457	100.0%

Total Enrollment by 5 Largest Declared Majors, Spring 2022

1-Nursing 2-Biol. 3-Psych. 4-Health Sci. 5-Lib/Info Sci.

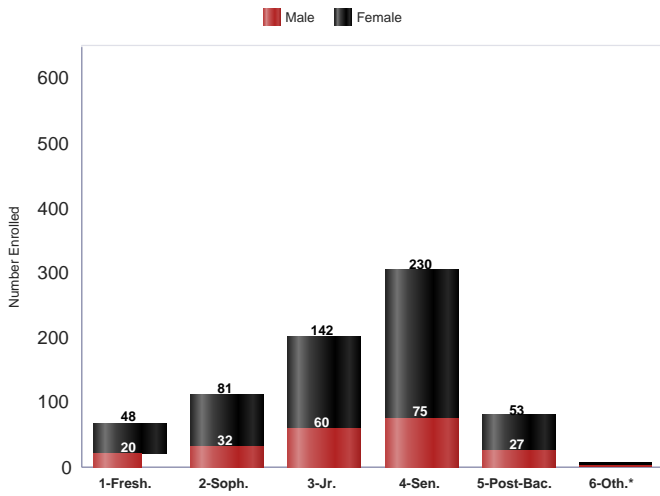
Total Enrollment by College, Spring 2022

Undergraduate Enrollment, Spring 2018-2022

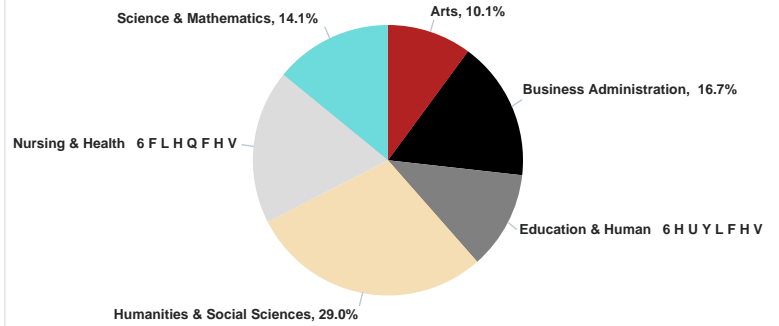


Undergraduate Enrollment by Classification and Gender, Spring 2022

Undergraduate Adult Learners by Classification and Gender, Spring 2022

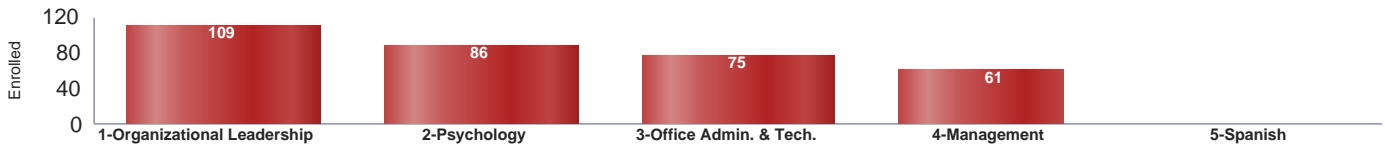


Undergraduate Adult Learners by College, Spring 2022

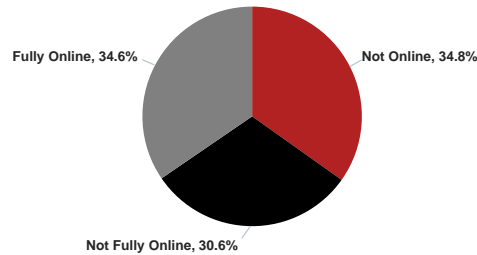


*Includes Joint Enrolled and Transient

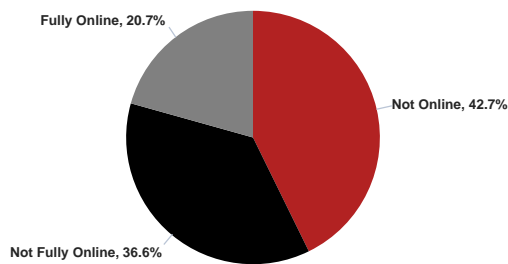
Undergraduate Adult Learners by 5 Largest Declared Majors, Spring 2022



Total Enrollment for Distance Learning, Spring 2022



Undergraduate Enrollment for Distance Learning, Spring 2022



Graduate Enrollment for Distance Learning, Spring 2022

