

## Choose a project:

### Valdosta Daily Times:

You will be assigned a month and will skim each individual paper within that month and record vital records (Deaths/Engagements/Weddings/Births) .

### Campus Canopy

You will be assigned a *Campus Canopy* (the school newspaper prior to *The Spectator*) packet and will write a brief summary (1-2 sentences) of each article within the packet.



Create your folder and sign-in sheet

Your folder will contain:

Contract for the Archives Extra Credit Project

with your project.




This is how you will keep up with the hours you have put in at the archives. **Do not forget to sign in and out or your hours will not count.**



Sign in to the book for your project EVERY TIME you come to work.

No eating/drinking in Archives. You may eat at tables in the hall outside the workroom.



You will be given individual issues of the *Campus Canopy* and will fill out a worksheet for each article within the issue.


You will record the title, author, date, people and subjects in the article on this worksheet as well as a brief summary of the article.

If there is not an author listed for the article, leave the entry field on the worksheet blank or state that the name of the author was not given. See example.

List any person or subject that jumps out at you from the article in the People and Subjects headings. If the article contains a long list of people, list the prominent members of the group and state that a full list is available in the article.

Strike through each article once you have completed the worksheet.





You will skim each issue of the VDT in the month that you are assigned for vital records including deaths, engagements, weddings, and births.

These listings should be entered onto the worksheet under the date on the newspaper NOT the date the event happened.

Several of the deaths recorded in the VDT will not be relevant to this project. You will only record deaths that occurred in Valdosta or the surrounding area as well as Valdostans that may have passed away abroad.


Many times the births listed in the VDT will not record the first name of the child. In these instances, enter it as Last Name, (Boy/Girl), no name listed). Follow the same format for infant deaths.

ex. Jones (Boy/Girl, no name listed)

In the birth announcements, if the parent is listed as Mrs. John Smith, list John Smith is given. See example.







remember that racism did play a part in these publications.  
Therefore, you will have to skim the entire paper for vital records as  
different races will not have their vital records published in the same



Click on Firefox. The Student Volunteer page will not work correctly in Internet Explorer.

Click on the Student Volunteer Homepage on the toolbar.

