

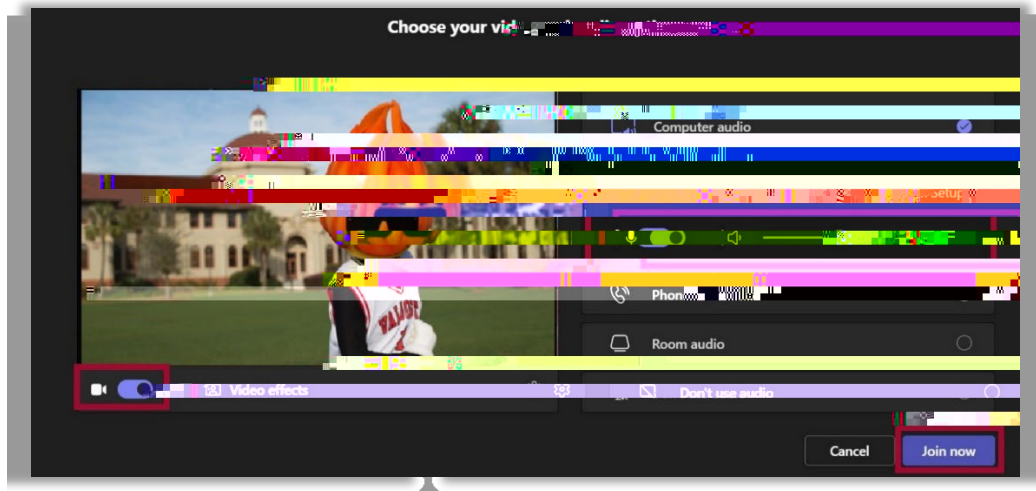
MS Teams in BlazeVIEW Student Guide

Contents

MS Teams in BlazeVIEW Student Guide 1

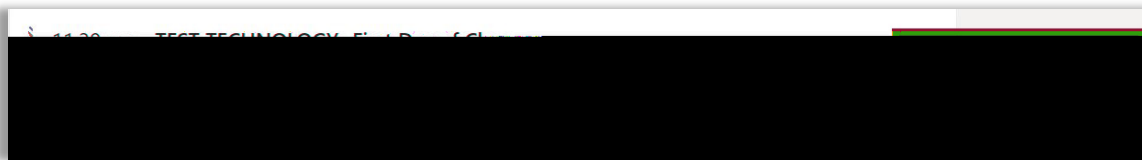
 Joining a MS Teams Meeting from BlazeVIEW 1

- When you open your meeting, you can choose your video and audio settings before clicking the **Join now** button to join the meeting.

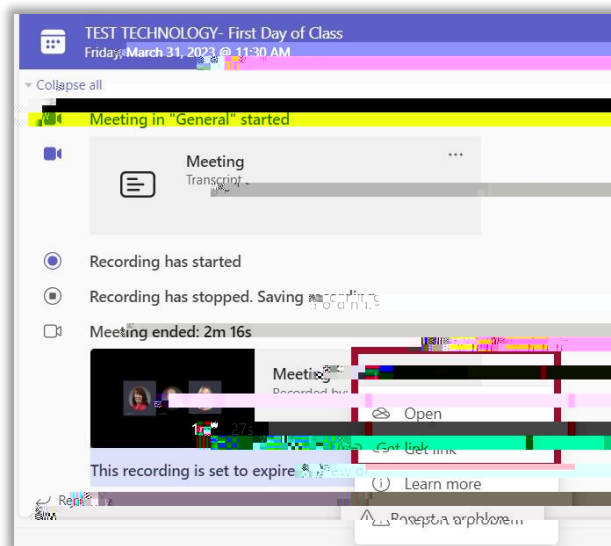


Locating a Teams Meeting Recording from BlazeVIEW

- From the Microsoft Teams Meetings dashboard in BlazeVIEW, locate the meeting and select **More Options** [. . .]. Then select **Chat with participants**.



- A new browser tab will open displaying the Microsoft Teams Class chat associated with the channel. Scroll to locate the recording then, use the **More options** [. . .] setting to **Open the video**.



For more information or assistance, call 229-245-6490 or email blazeview@valdosta.edu.